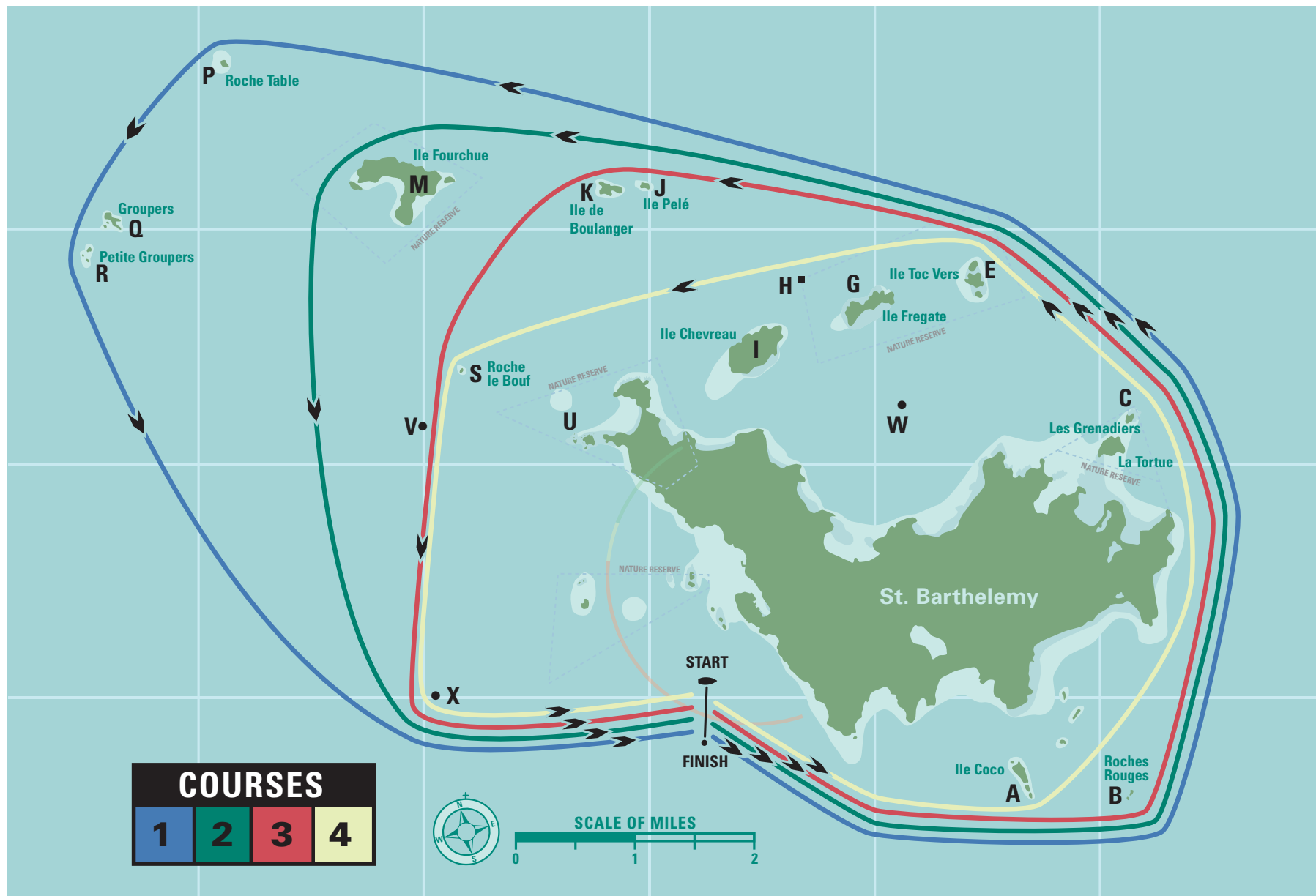


Exhibit 9A Around The Island



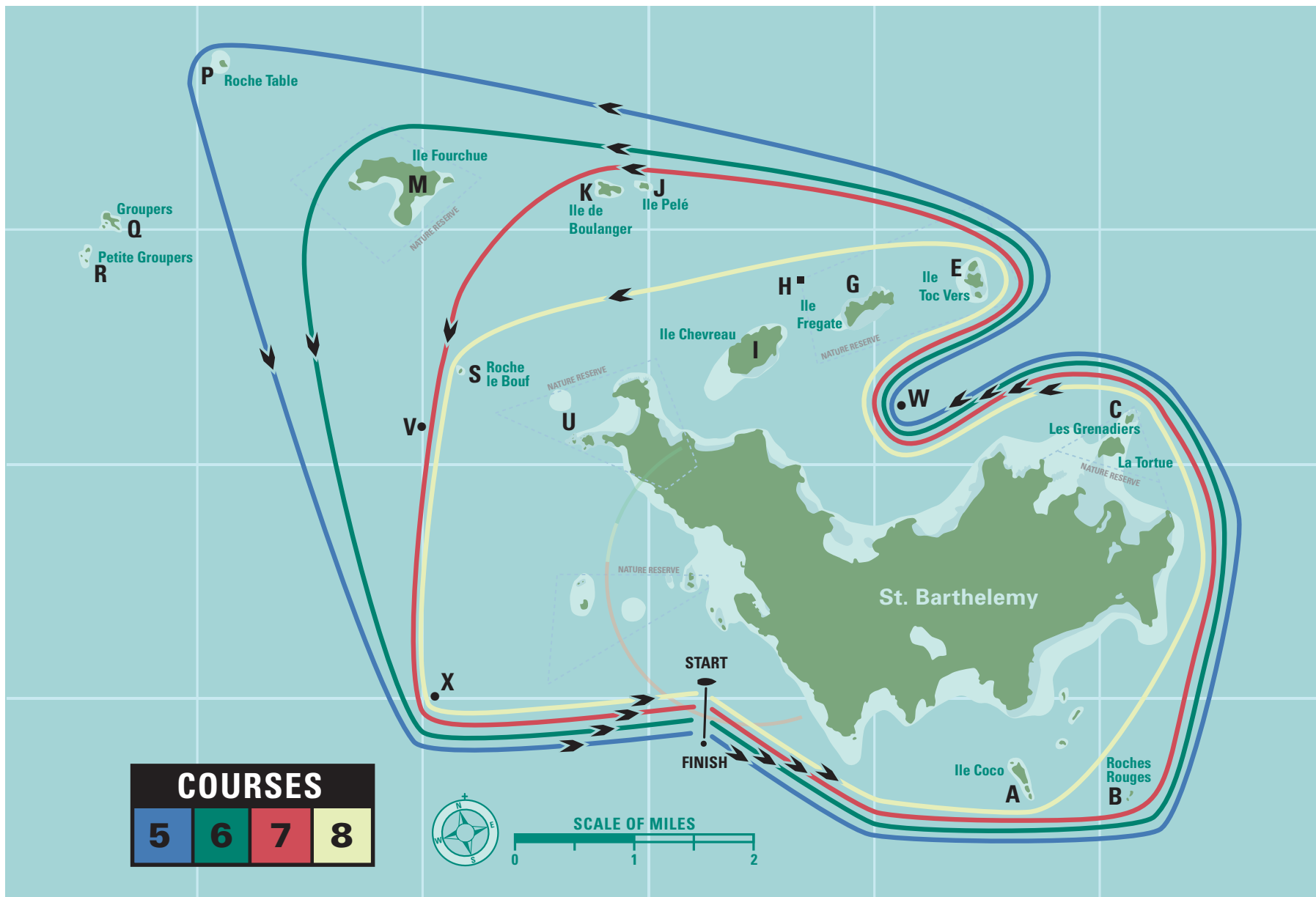
COURSES

| | | | |
|---|---|---|---|
| 1 | 2 | 3 | 4 |
|---|---|---|---|

Written text prevails over the diagrams. Yachts need only honor or round those marks listed in the written text. The purpose of these diagrams is to provide a visual aid to the written courses.

| COURSE | | | | | | | | | | | APPX. DISTANCE | |
|--------|-------|-----------|-----------|-----------|-----------|-----------|-----------|-----------|-----------|-----------|----------------|--------|
| 1 | START | <i>Ap</i> | <i>Bp</i> | <i>Cp</i> | <i>Ep</i> | <i>Jp</i> | <i>Pp</i> | <i>Qp</i> | <i>Rp</i> | <i>Xp</i> | FINISH | 25.1nm |
| 2 | START | <i>Ap</i> | <i>Bp</i> | <i>Cp</i> | <i>Ep</i> | <i>Jp</i> | <i>Mp</i> | <i>Vp</i> | <i>Xp</i> | | FINISH | 21.8nm |
| 3 | START | <i>Ap</i> | <i>Bp</i> | <i>Cp</i> | <i>Ep</i> | <i>Jp</i> | <i>Kp</i> | <i>Sp</i> | <i>Xp</i> | | FINISH | 19.5nm |
| 4 | START | <i>Ap</i> | <i>Cp</i> | <i>Ep</i> | <i>Sp</i> | <i>Xp</i> | | | | | FINISH | 18.4nm |

Exhibit 9A Around The Island



COURSES

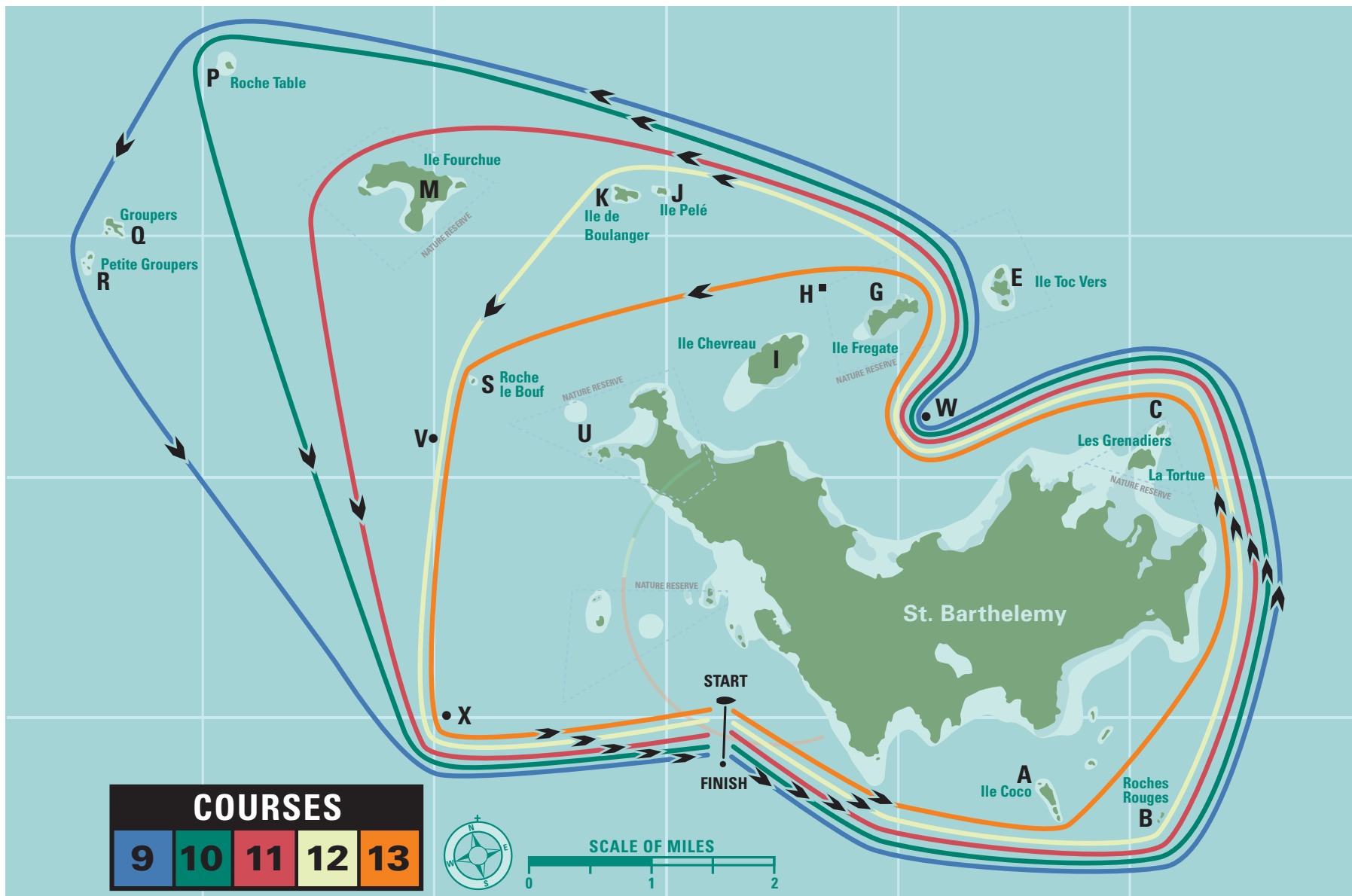
| | | | |
|---|---|---|---|
| 5 | 6 | 7 | 8 |
|---|---|---|---|



Written text prevails over the diagrams. Yachts need only honor or round those marks listed in the written text. The purpose of these diagrams is to provide a visual aid to the written courses.

| COURSE | START | MARKS | FINISH | APPX. DISTANCE |
|--------|-------|----------------------------|--------|----------------|
| 5 | START | Ap Bp Cp Ws Ep Jp Pp Vp Xp | FINISH | 26.0nm |
| 6 | START | Ap Bp Cp Ws Ep Jp Mp Vp Xp | FINISH | 23.9nm |
| 7 | START | Ap Bp Cp Ws Ep Jp Kp Sp Xp | FINISH | 21.6nm |
| 8 | START | Ap Cp Ws Ep Sp Xp | FINISH | 20.5nm |

Exhibit 9A Around The Island



COURSES

| | | | | |
|----------|-----------|-----------|-----------|-----------|
| 9 | 10 | 11 | 12 | 13 |
|----------|-----------|-----------|-----------|-----------|

Written text prevails over the diagrams. Yachts need only honor or round those marks listed in the written text. The purpose of these diagrams is to provide a visual aid to the written courses.

| COURSE | | | | | | | | | | | | | APPX. DISTANCE |
|-----------|-------|----|----|----|----|----|----|----|----|----|----|--------|----------------|
| 9 | START | Ap | Bp | Cp | Ws | Gp | Jp | Pp | Qp | Rp | Xp | FINISH | 26.2nm |
| 10 | START | Ap | Bp | Cp | Ws | Gp | Jp | Pp | Xp | | | FINISH | 24.9nm |
| 11 | START | Ap | Bp | Cp | Ws | Gp | Jp | Mp | Vp | Xp | | FINISH | 22.9nm |
| 12 | START | Ap | Bp | Cp | Ws | Gp | Jp | Kp | Sp | Xp | | FINISH | 20.6nm |
| 13 | START | Ap | Cp | Ws | Gp | Sp | Xp | | | | | FINISH | 19.5nm |